

FORKLIFT

LEARNING PROGRAM

CHARLIE
Forklift simulator



 **Acreos**

Non-biding document

Acreos_V1

SIMULATOR



LEARN AND DRIVE COUNTERBALANCE FORKLIFT TRUCK AND REACH FORKLIFT



COMMAND INTERFACE – REAL-LIFE REPLICA



AVAILABLE CURRICULA



Pre-set curricula

BEGINNERS

EXPERIENCED

RE-ASSESSMENT



Learning unit library

Identification of controls	MODULE
Pre-operational inspection	MODULE
Maneuvering	MODULE
Risk of tipping over	TUTORIAL
Adequation – load plate	TUTORIAL
Lift and lay loads on the ground	MODULE
Stacking	MODULE
Store on racks	MODULE
Loading and unloading vehicle	MODULE
Load plate	MODULE
Post-operational inspection	MODULE
Maneuvering	MODULE
Store on racks	MODULE



As a trainer, what I most appreciate about CHARLIE is the possibility for the admin teams to plan my sessions in advance. Thanks to the simulator, the trainees are autonomous on basic tasks and with the traceability tools, I bring my expertise on essential aspects.



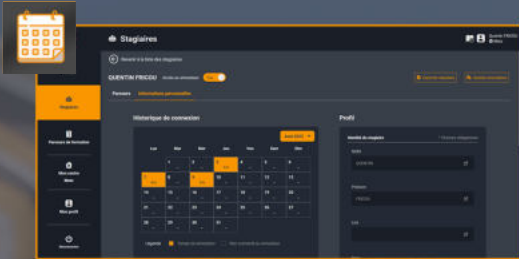
SIMULATION OVERVIEW



A RANGE OF EXERCISES TO GETTING CONFIDENT WITH THE MACHINE

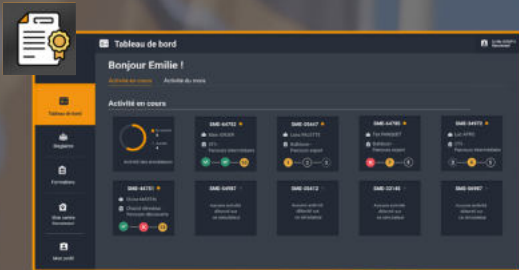


ACREOS' BENEFITS



» Planning

Plan and **customize** your training sessions to smoothe administrative aspects thanks to our connected tools.

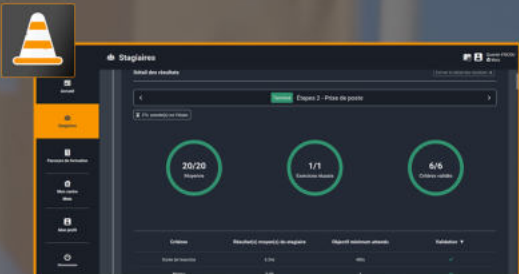


» Efficient training, compliant with trade's requirements and based on demanding standards

21 | Requirements of practical skills from CNAM R489

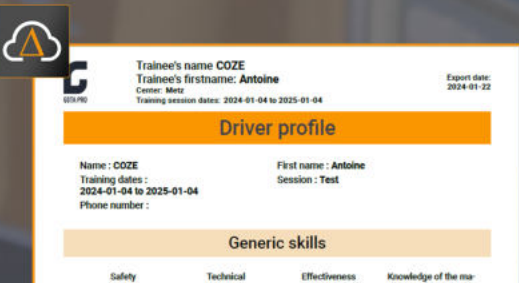
9 | CACES® exam items

9 | Qualiopi indicators



» Measure your trainees' results

Results indicators to follow the trainees' progress, identify their strengths and define skills to improve.



» Traceability

Access your trainees' skills assessment reports directly and remotely from a **Cloud**.